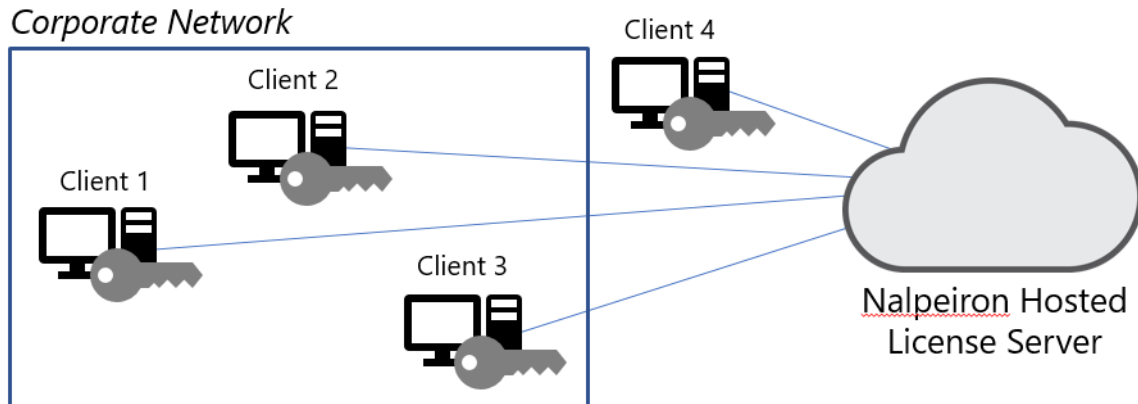


SPM[®] License Options Guide

This guide compares the available license server options for the Salford Predictive Modeler[®] (SPM) software.

Option 1: Cloud License Server

(License type=Timed, cloud server)



Choose this option if:

- Your client computers are always connected to the internet
- You want to share licenses between many client computers at the same time (simultaneous use)
- You want your client computers to seamlessly extend the term at renewal
- You want to ensure that client computers maintain a license with less frequent communication with the network

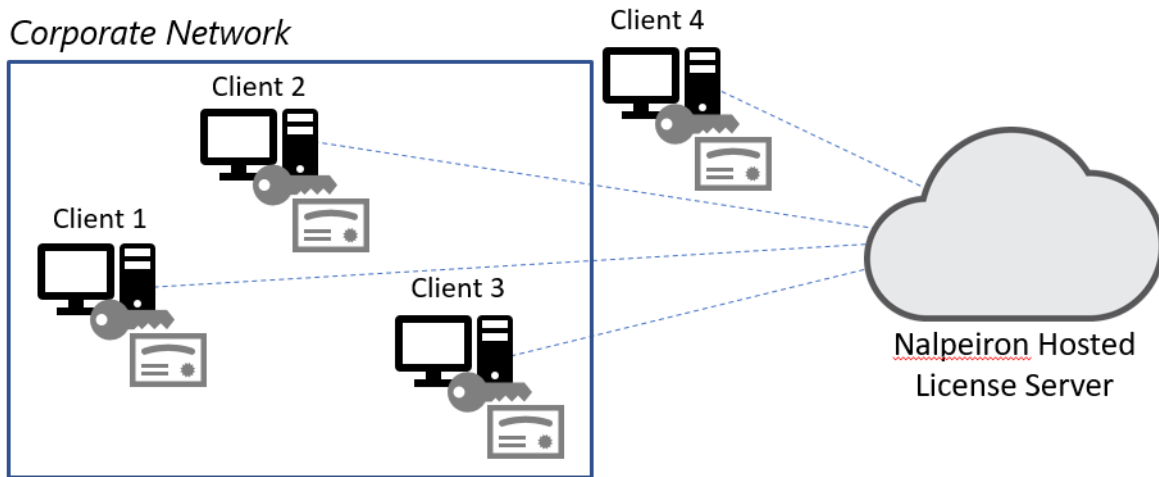
With this option, you can also license disconnected client computers with the cloud license server. You start the activation on the offline computer and complete it on a connected one.

1. Create a certificate file from the software installed on the client computer.
2. Transfer the certificate file to an internet-connected computer and activate online.
3. Retrieve your activation certificate and transfer it back to the original client computer to complete the activation process.

The cloud license server is the most flexible option. When you extend or renew your license, client computer license expiration dates are updated automatically.

Option 2: Local Machine License

(License type=Timed, local computer)



Choose this option if:

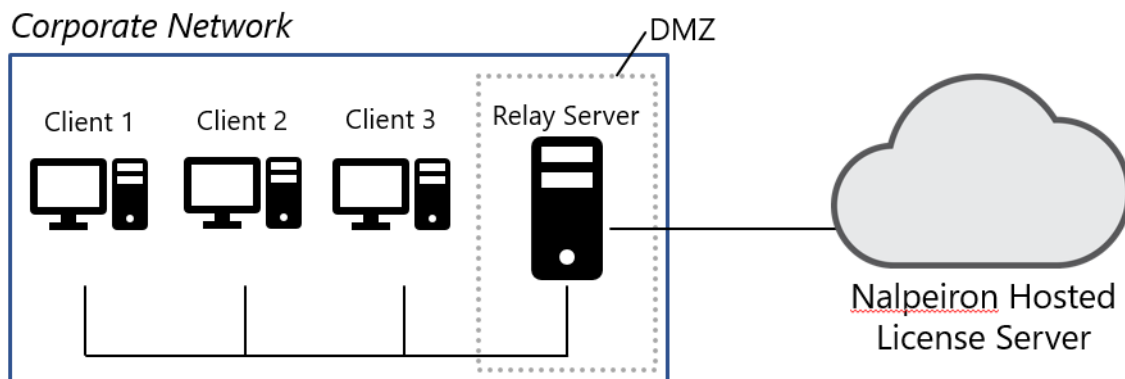
- Your client computers are not always connected to the internet
- You want to ensure that client computers always have a license available
- You can transfer a license with ease

Even if you don't have an internet connection, you start the activation on one computer and complete it on a different one.

1. Create a certificate file from the software installed on the client computer.
2. Transfer the certificate file to an internet-connected computer and activate online.
3. Retrieve your activation certificate and transfer it back to the original client computer to complete the activation process.

Option 3: Internet-Connected License Server

(License type=Timed, cloud server)



Choose this option if:

- Your client computers are never connected to the internet or corporate network is restricted
- You want the flexibility of the Cloud License Server

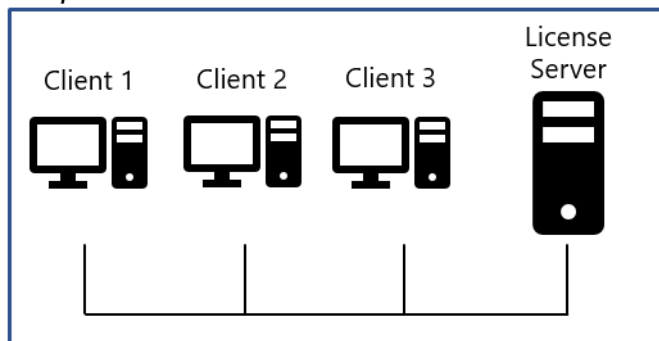
With this option, you set up and configure an internet-connected server as a relay server on your corporate network. This relay server, which sends communications to the Cloud License Server, is a Linux CentOS virtual machine.

1. To set up the relay server, follow the instructions in the [Nalpeiron Documentation](#).
2. If necessary, contact [Minitab Support](#) for assistance.

Option 4: Local License Server

(License type=Timed, local network server; License type=Borrowed, local computer)

Corporate Network



Choose this option if:

- Your client computers are never connected to the internet
- You want to control and monitor software usage on premises
- You want end users to be able to borrow a license when they plan to be disconnected from the local license server for a period of time

With this option, you set up and configure a local license server as a Linux CentOS virtual machine.

1. To set up a local license server, refer to the *SPM Local License Server Guide*, which you can download from the [Minitab website](#).
2. Contact [Minitab Support](#) for additional setup information.

Need to Change Your License Option?

Contact [Minitab Support](#) if you need to change your license option. You can change or remove a license directly from the software installed on an individual client computer, or you can distribute configuration files to multiple client computers to install a new license option. For the proper configuration of each license option, refer to the *SPM Deployment Guide*, which you can download from the [Minitab website](#).